

Math 4101: Equations and Inequalities II

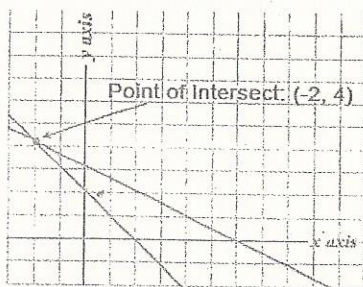
This book deals with systems of linear equations.

In this book, a system of linear equations consists of two linear (straight line) equations.

The "solution" to a system of linear equations is the (x, y) point that is common to both equations. It is the (x, y) point that "works" in the equation for each of the two straight lines. It is the intersection point.

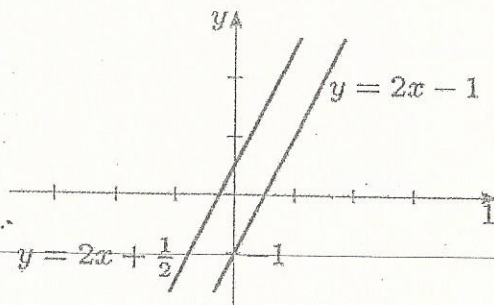
There are three different scenarios concerning the intersection/solution of two straight lines.

Case #1: One intersection point. The following is an example:



The solution to this system of equations is $(-2, 4)$

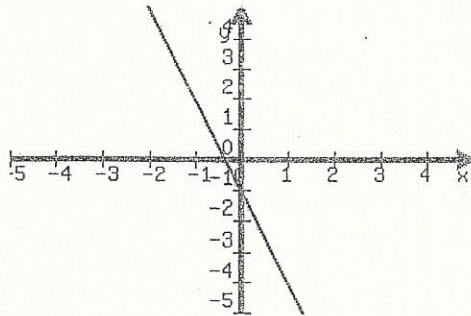
Case #2: No intersection points. No solution. (Parallel lines)



Solution to this system of equations:
NO SOLUTION

Note: the slopes are the same for these lines,
but the y-intercepts are different.

Case # 3 : Infinite number of solutions. (Coinciding Lines)
The two equations, literally, are the exact same. The lines are "on top of" each other.

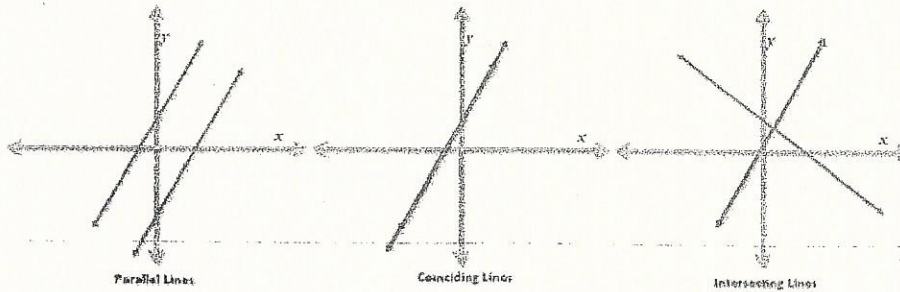


line 1: $y = -1x - 1$

line 2: $y = -1x - 1$

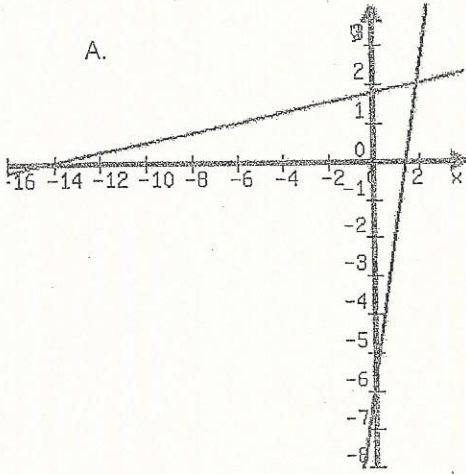
*The two equations are identical!

Summary of three possibilities for a system of linear equations:



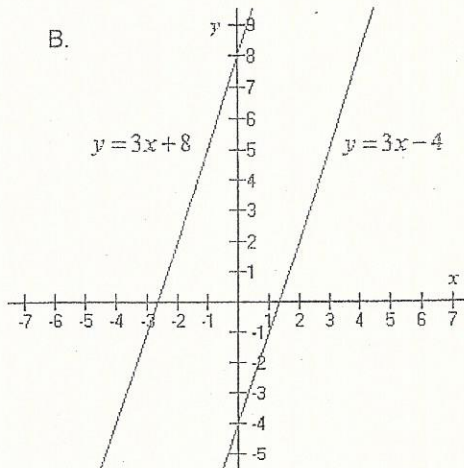
Problem 1: Find the solution/s to the following systems of equations:

A.



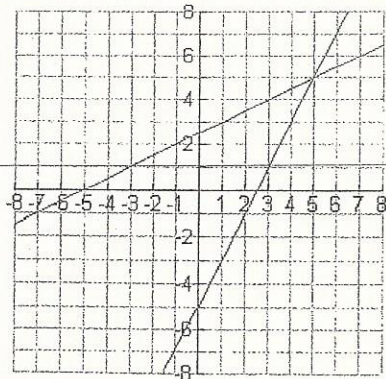
Solution: _____

B.



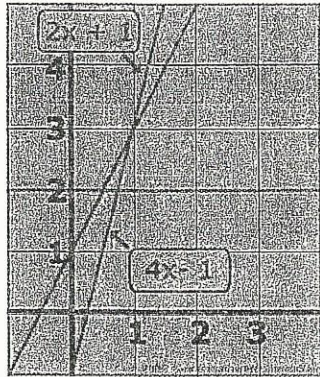
Solution: _____

C.



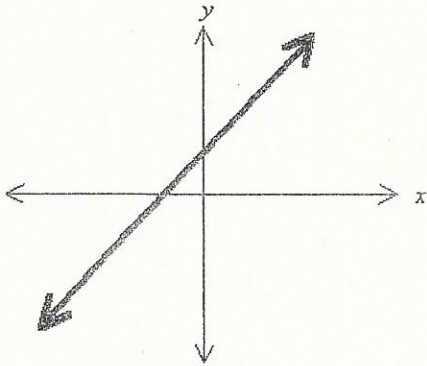
Solution: _____

D.



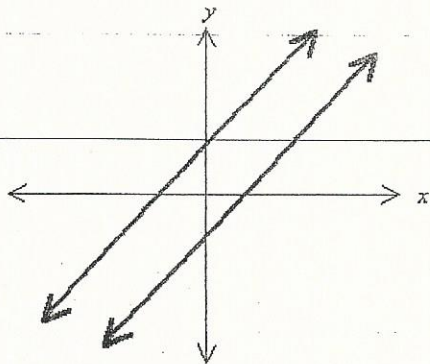
Solution: _____

E.



Solution: _____

F.



Solution: _____

Question 2 Without calculations, solve the following systems of equations:

A.

x	y
-4	10
-2	6
0	2
2	-2
4	-6

x	y
-3	-4.5
-2	-4
0	-3
2	-2
3	-1.5

Solution : _____

B.

x	y
0	3
2	5
3	6
4	7

x	y
-1	8
0	7
2	5
3	4

Solution : _____

C. Equation 1

x	y
2	5
-4	-7
5	11
-1	-1

Equation 2

x	y
5	11
-3	-13
0	-4
1	-1

Solution : _____

There are two ways to visually solve a system of equations- and you have just seen these... 1. "eye-balling" a graph of the two lines to see the solution (intersection point)... and 2. noticing the point in common (intersection point/solution) in the two tables of values for the equations of the lines.

There are also two ways to mathematically solve the system of equations... using calculations. 1. To construct a table of values for each of two equations, and then graph the two lines, to see the intersection point (solution). 2. To let $y_1 = y_2$ for the two equations, solve for x , then plug x into either equation to find the y . The resulting solution (x, y) will "work" in either equation.

We'll now look at each of these techniques:

Solving a system of equations algebraically.

First type: Graph the two lines, then "eyeball" the solution (intersection point).


Solve the following systems of equations graphically.
Complete a table of values for each and graph.

A. 1) $\frac{x}{3} + 9 = \frac{y}{2} + 10$

2) $3y - 12 = 0$

Graphical solution

1		2	
x	y	x	y



Ordered-pair solution _____

B)

1) $x = 2y + 8$

2) $2x + 3y + 12 = 0$

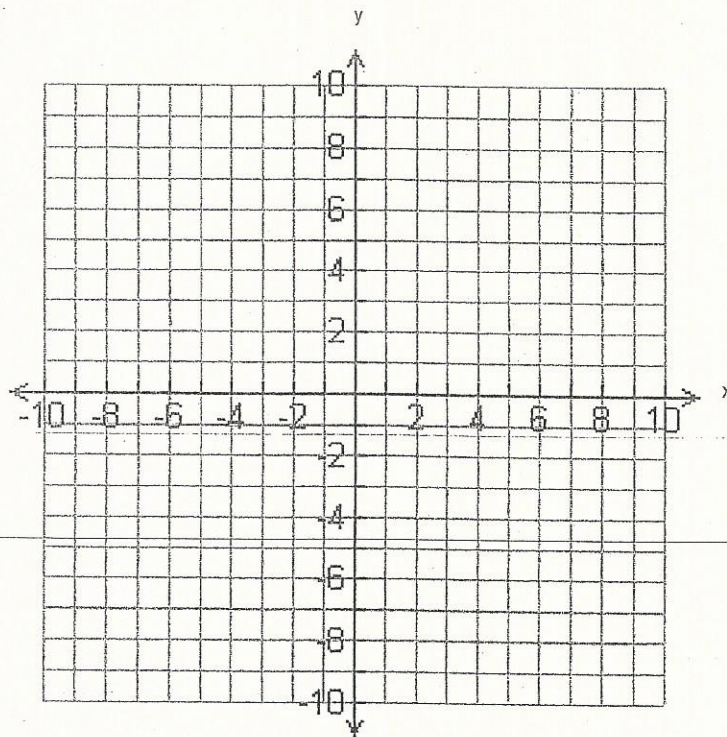
1

x	y

2

x	y

Graphical solution



Ordered-pair solution _____

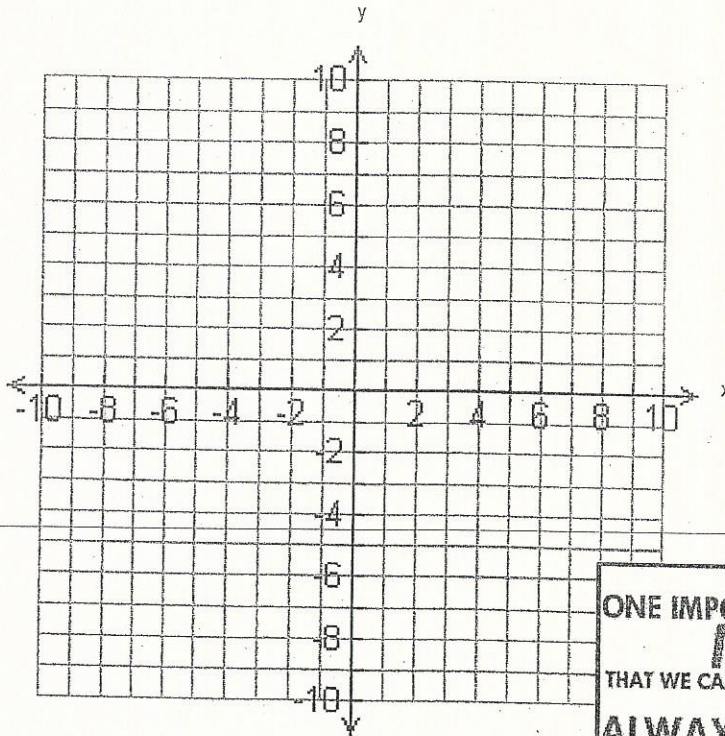
c) 1) $4x + 5y = -2$

2) $2x = -6$

Graphical solution

1
x y

2
x y




ONE IMPORTANT LESSON IN
MATH
 THAT WE CAN ALL APPLY IN OUR LIVES
**ALWAYS BE CAREFUL
 WITH THE SIGNS.**

Ordered-pair solution _____

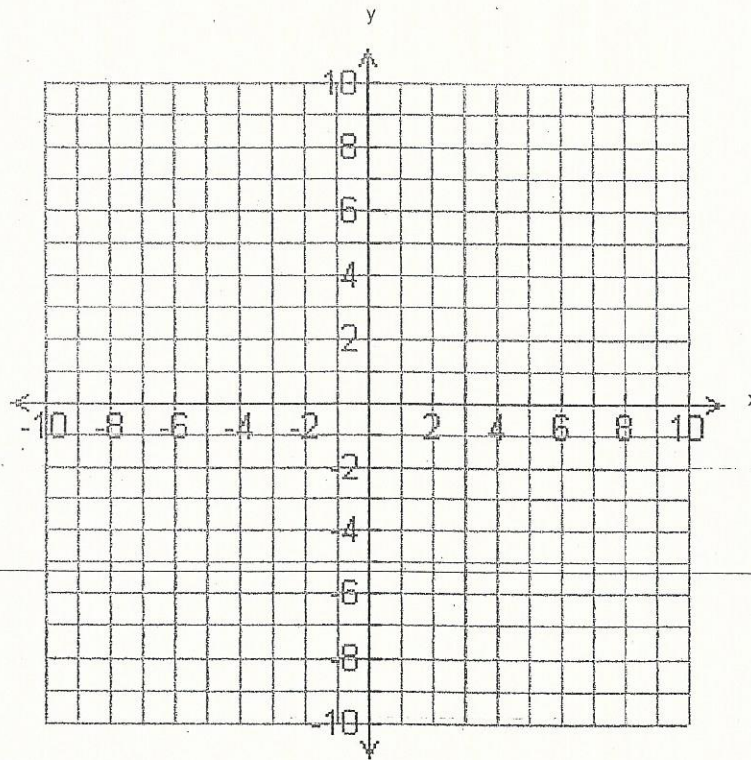
D)

1) $\frac{3x}{4} - \frac{y}{3} = 2$

2) $4y - 16 = 9x$



Graphical solution



Ordered-pair solution _____

E)

1) $4x + 6y - 10 = 0$

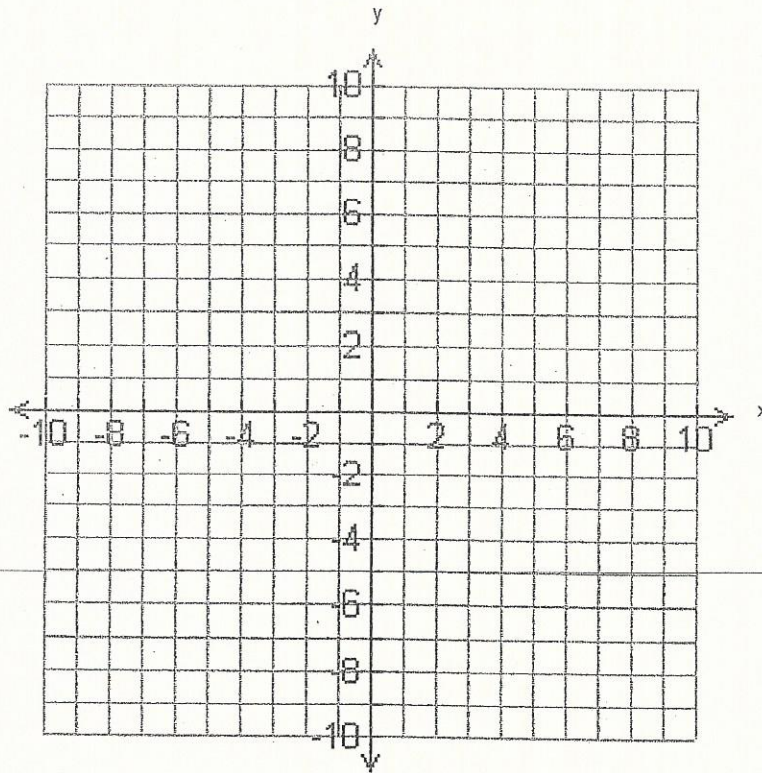

2) $y = \frac{-2x}{3} + \frac{5}{3}$

Graphical solution

1



2



Ordered-pair solution _____

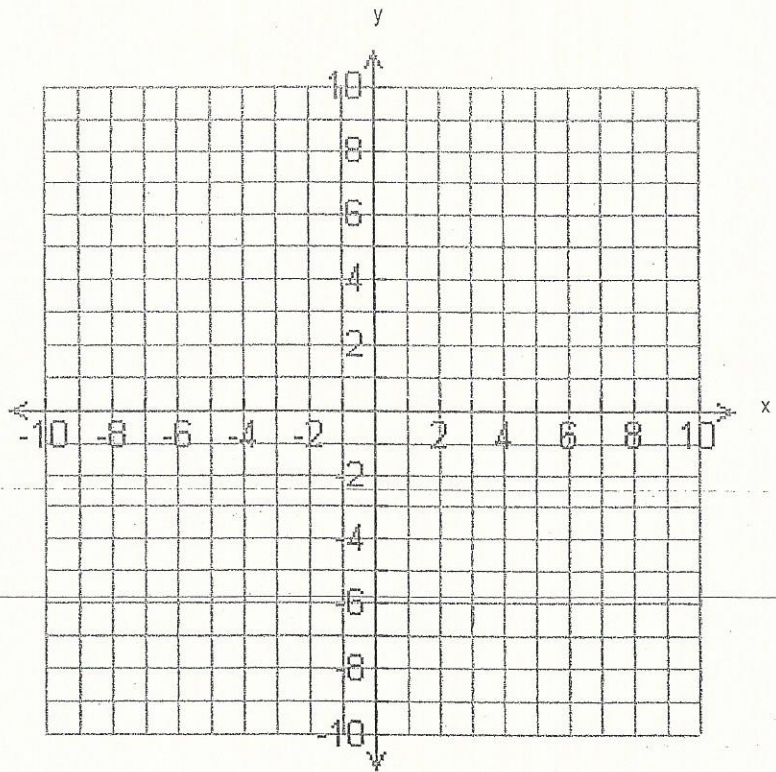
F)

1) $x = 3 - y$

2) $3x + 5y = 7$

Graphical solution

1		2	
x	y	x	y



Ordered-pair solution _____

6)

1) $x - y - 6 = 0$

2) $\frac{3x}{5} - 1 = \frac{4}{5}$

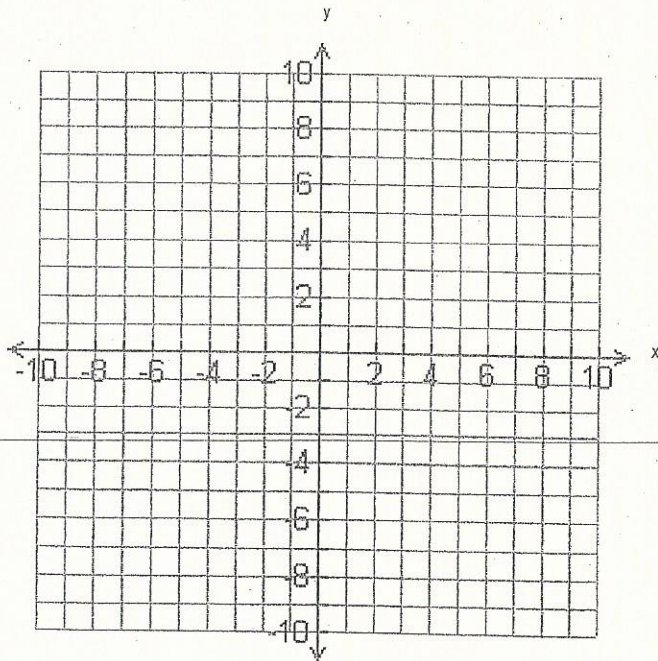
Graphical solution

1

x	y

2

x	y

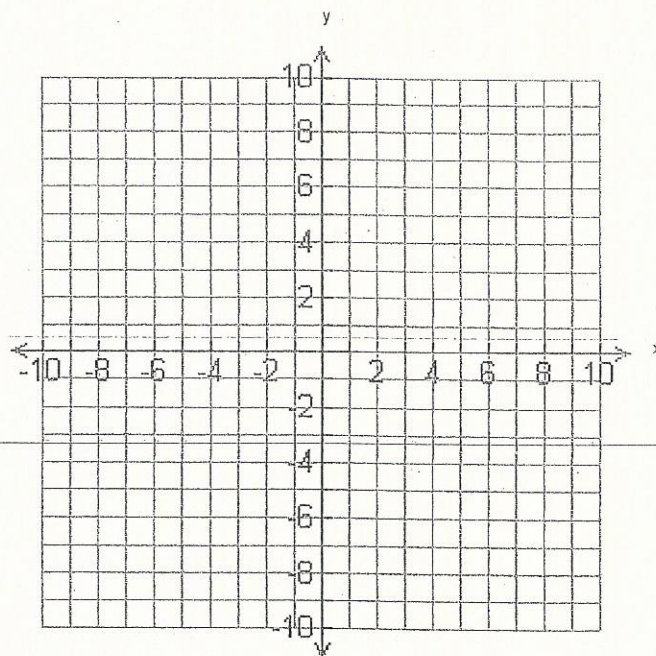


Ordered-pair solution _____

H) 1) $x - 1 = 3 - 2y$

2) $4x - 8y = 0$

1		2	
x	y	x	y

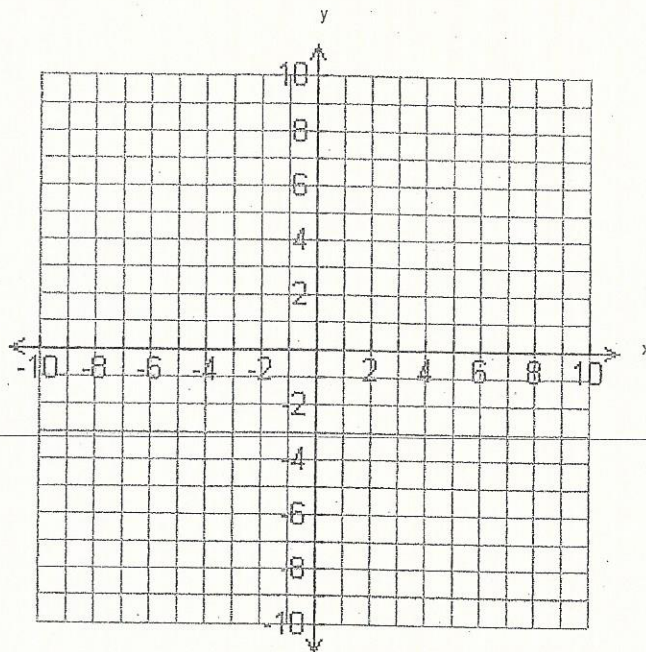


Ordered-pair solution _____

1) $x + 4y = 4$

2) $y = 1 - \frac{x}{4}$

1		2	
x	y	x	y



Ordered-pair solution _____

J)

1) $4x - 7y - 5 = 0$

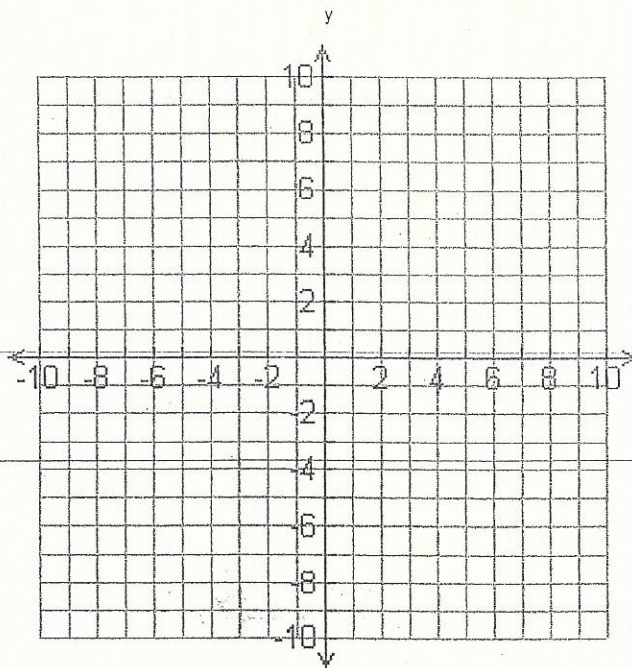
2) $3x + 4y = 13$

1

x	y

2

x	y



Ordered-pair solution _____

Second way to solve a system of equations algebraically:

Let $y_1 = y_2$, solve for x , then plug x into either equation to find y .

The solution (x,y) will "work" in either equation.

Solve the following systems of equations using comparison (the $y=y$ method).


Show all steps to your solution.

A. 1) $3x - y = 0$

2) $12 + 7y = 5x$

B. 1) $\frac{5x}{3} = y - \frac{1}{2}$

2) $2x = y - \frac{1}{3}$




C. 1) $4x + 5y = 10$

2) $2x + \frac{5}{2}y = 5$

D. 1) $3(x - 1) + 2(y + 3) = 8$

2) $4x - (y - 6) = 9$





E. 1) $3x = 2(2y + 9)$

2) $2y = -3x$

F. 1) $\frac{7x}{2} + 2y = 31$

2) $\frac{x}{3} - 5y = -23$

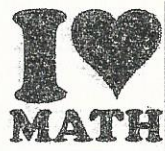



G. 1) $2x - 3y = 5$

2) $10x - 25 = 15y$

H. 1) $\frac{1}{2}x - \frac{1}{3}y = 1$

2) $\frac{2}{3}x + \frac{1}{2}y = -2$






I. 1) $x = 5y - 15$

2) $y = \frac{x}{5} - 1$

J. 1) $5x + 2y = 4x + 8$

2) $4y = 20 - 3x$


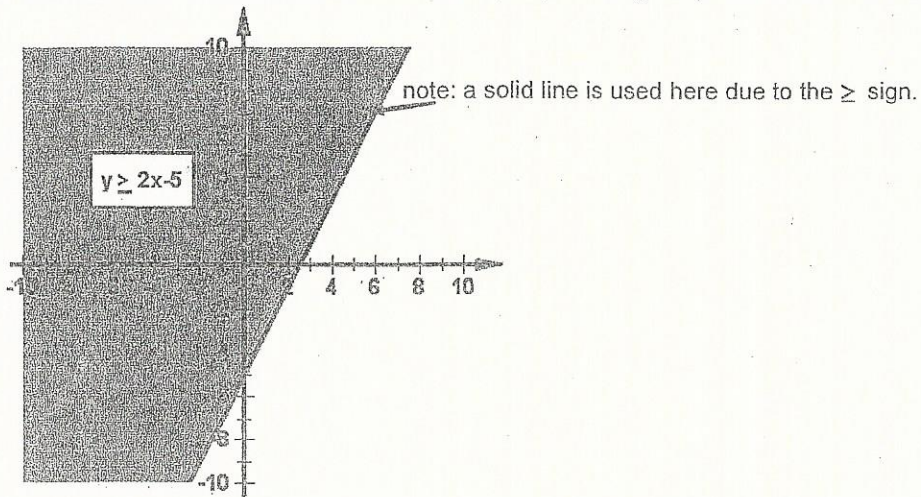


Graphing Inequalities : An inequality contains all of the (x,y) points that meet the conditions of an equation that has a $<$, $>$, \leq or \geq sign in it.

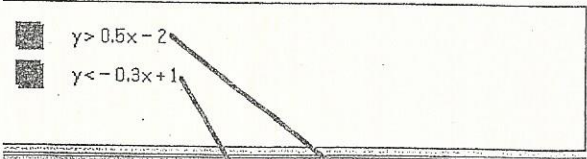
Below are two examples of single inequalities which are graphed:

All of the (x,y) points in the pink area meet the conditions of the equation $y \geq 2x - 5$.

So, the "solution" is the entire area which is shaded pink, including the points on the red line (solid).



Now we'll look at graphing a system of inequalities.
 (2 inequalities on one graph)


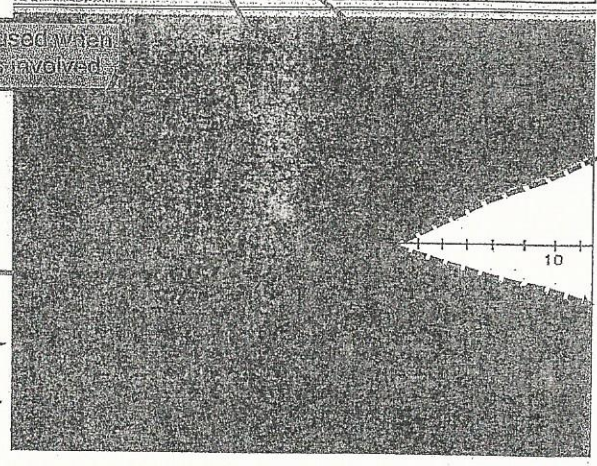


Note: A dotted line is used when the $<$ or $>$ sign is involved.


The (x,y) points in the overlapped-shaded area "work" in both inequality equations. That's why these points are said to be the "solution" set for this system of inequalities.

The solution is the overlapped area!

Solution is the entire rust-colored area here...

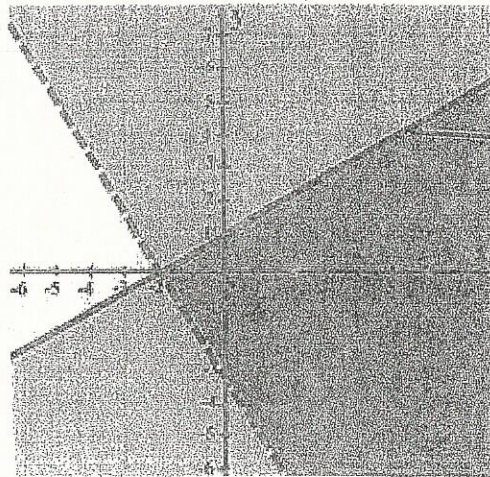


Solution area (tan-colored)



Solution area (violet-colored)

1. Consider the following system of inequalities:




Solid line is used for \geq and \leq signs.

Are the following points in the solution set?

- a) (5, 6) _____ c) (-2, 0) _____
 b) (4, 2) _____ d) (2, 2) _____

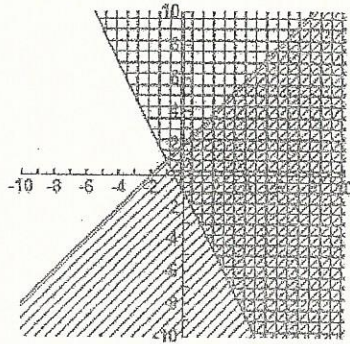
2. Consider the following system of inequalities:



Are the following points in the solution set?

- a) (-5, -2) _____ c) (2, 0) _____
 b) (-2, -3) _____ d) (1, -3) _____

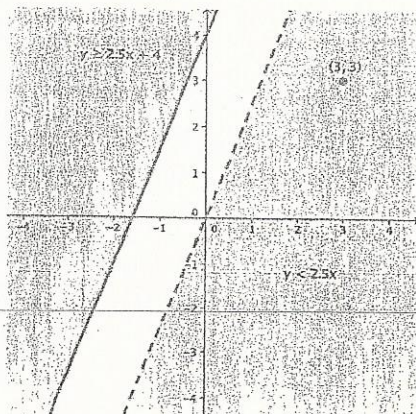
3. Consider the following system of inequalities:



Are the following points in the solution set?

- a) $(3, 2)$ _____ c) $(0, -1)$ _____
 b) $(-2, 2)$ _____ d) $(2, -6)$ _____

4. Consider the following system of equations:

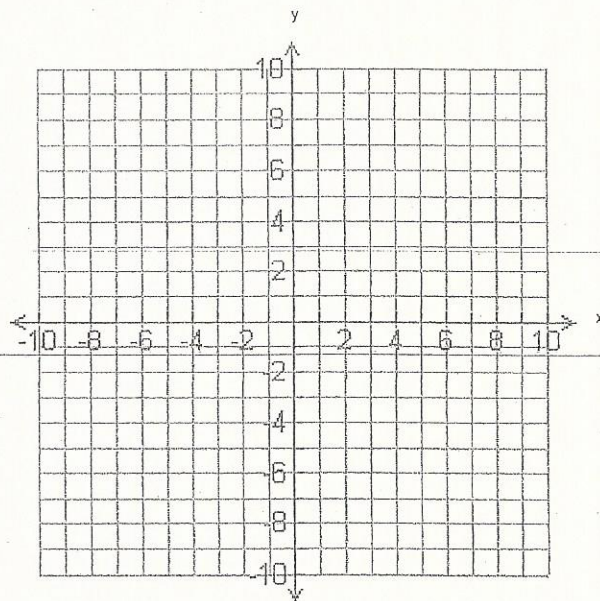


Is $(3, 3)$ in the solution set? _____

Graph the following systems of inequalities:

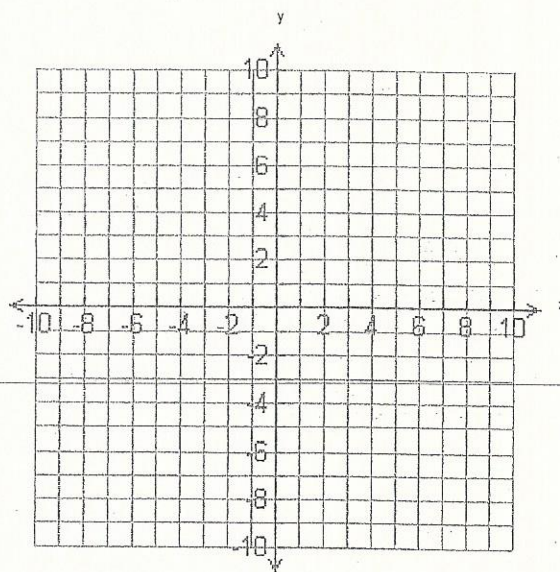
A) 1) $3x + 5y > 10$

2) $2x + y \leq 2$



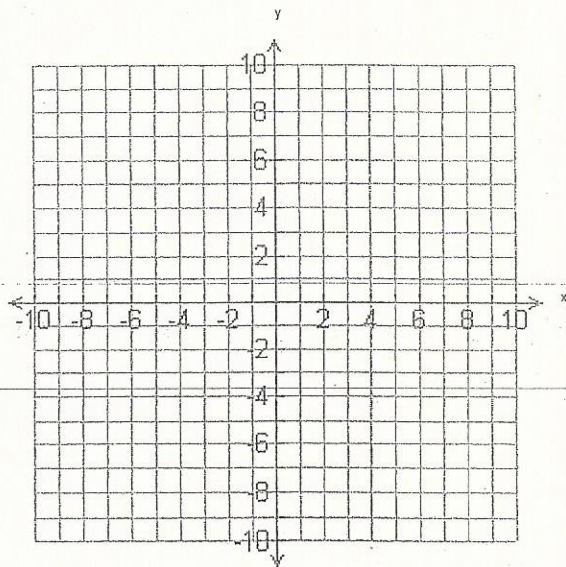
B) 1) $5x + 4y < 16$

2) $3x \geq 3$



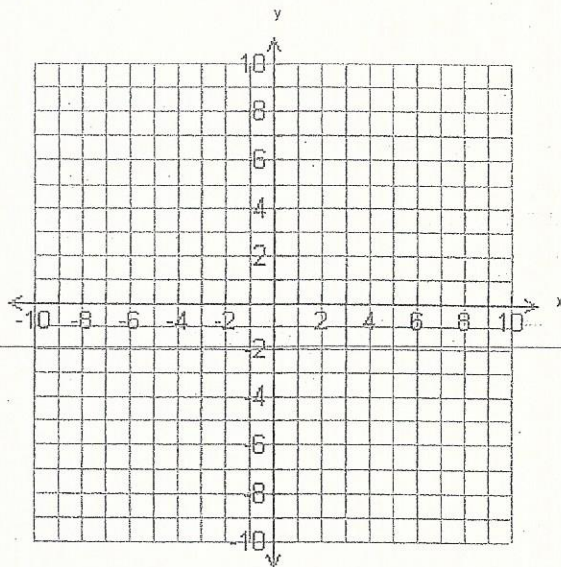
c) 1) $\frac{y}{6} + \frac{2}{3} \geq -\frac{1}{2}$

2) $2x - 4y > 0$



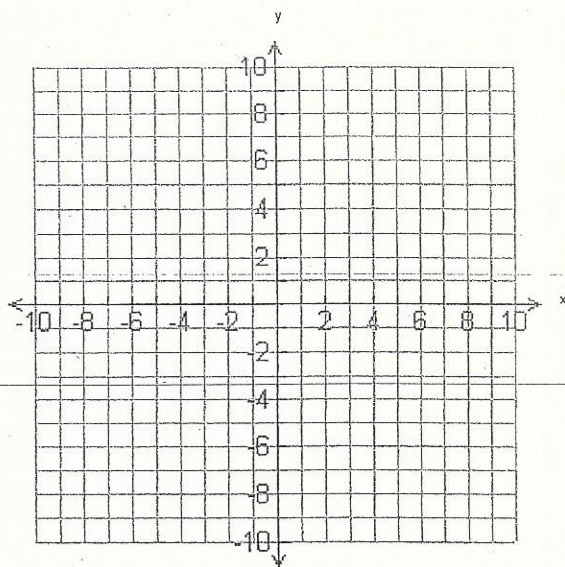
D) 1) $\frac{5x}{3} - 4 < 11$

2) $2x - 3y \leq 6$



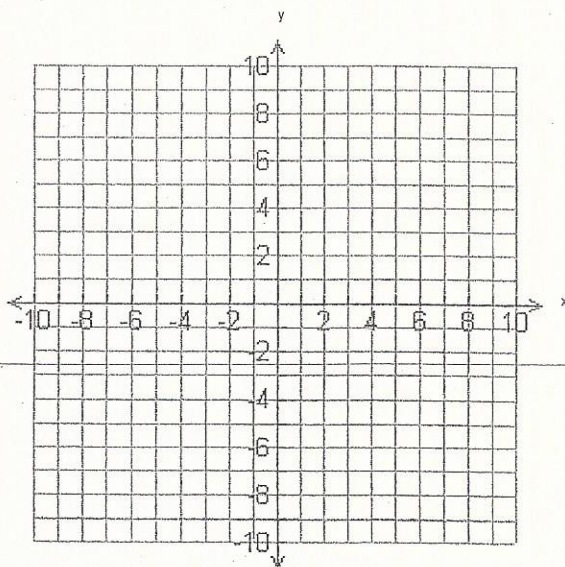
E) 1) $12x - 4y \leq 0$

2) $\frac{y}{6} + \frac{y}{3} > \frac{1}{2}$



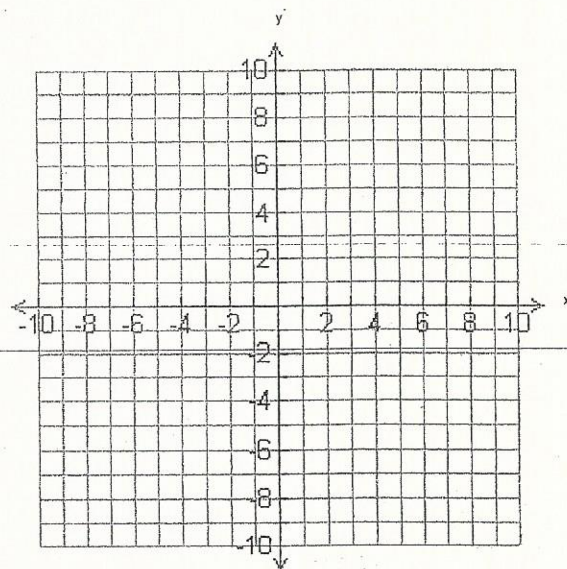
F) 1) $\frac{x}{3} - \frac{y}{6} - \frac{1}{2} \geq 0$

2) $-4x - y > 0$



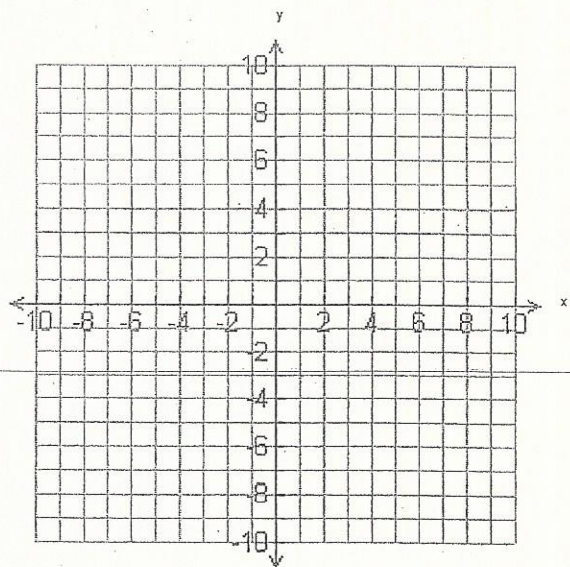
G) 1) $3y - 2x \geq 6$

2) $2 + \frac{x}{3} - \frac{y}{2} < 0$



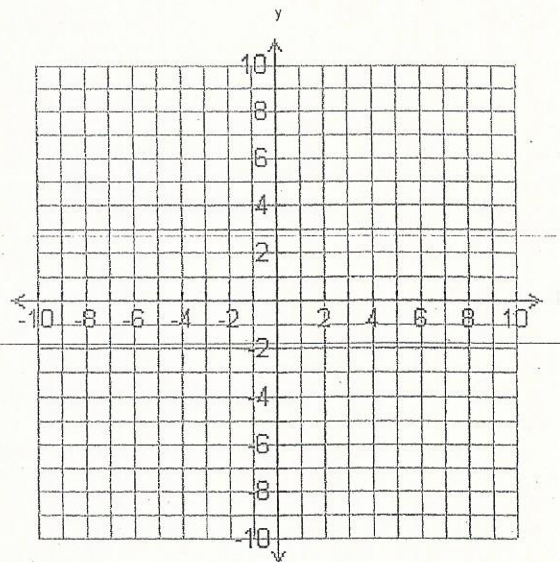
H) 1) $\frac{x}{12} - \frac{x}{3} - \frac{1}{6} > \frac{1}{3}$

2) $1 + y > 0$



l) 1) $2x - y \leq 6$

2) $5x + 3y < 12$



J) 1) $-2y + 4x < 0$

2) $\frac{1}{6} + \frac{y}{2} \leq \frac{2}{3}$

